



Youton Electronic Technology Co., Ltd.

SPECIFICATION FOR APPROVAL

CUSTOMER : _____

MODEL NO. : **YTCP-192W-240DDSM-A**

EDITOR : **STEVEN YAN**

VERSION : **V1.0**

CUSTOMER AUTHORIZED SIGNATURE		

Please return us one copy of the document with your approval signature.

Youton Electronic Technology Co., Ltd.

Add: Room 607, Building 3, No. 655, Gaoji Road, Songjiang District, Shanghai,
China


Tel: +86-21-37698212

1. GENERAL

This specification describes the performance characteristics of a two-channel 192W(2*96W), versatile power supply for LED Lighting.

The model features in:

- Two channel independent outputs
- 700-2400mA output programmable
- High efficiency: 90% typical @277Vac, full load.
- High power factor: 0.99 typical. @ 120Vac, full load.
- Universal 0-10V Dimmer compatible
- Dimming range 0 to 100%
- No flicker design
- With Lighting Protection & all-round protections (SCP, OTP Protection)
- Comply with UL8750 Class 2



- SMPS Adaptor (Wall-Mount) SMPS Adaptor (Desktop)
 Open Frame SMPS Unit (With Case)
 Others

2. ELECTRICAL PERFORMANCE

2.1. Input Characteristics

2.1.1. Input Voltage and Frequency

The range of input voltage is from 120Vac to 347Vac single phase

Input	Min.	Typ.	Max.
Input Voltage	120Vac	120/277Vac	347Vac
Input Frequency	47Hz	50/60Hz	63Hz

2.1.2. Input Current

2.5A max. @ 25°C 120Vac input & Full load

2.1.3. Power Factor

Items	Min.	Typ.	Test Condition
Power Factor	0.97	0.99	120Vac, 25°C, full load
	0.95	0.97	277Vac, 25°C, full load
	0.90	0.92	347Vac, 25°C, full load

2.1.4. THD

THD: < 15% @ 25°C , full load

2.1.5. Efficiency

Items	Min.	Typ.	Test Condition
Low Line Efficiency	88%	89%	120Vac, 25°C, full load
High Line Efficiency	89%	90%	277Vac, 25°C, full load
High Line Efficiency	89%	90%	347Vac, 25°C, full load

2.2. Output Characteristics
2.2.1. Static Output Characteristics

LED1 Output	Min.	Typ.	Max.
Output Current Programmable	700mA	2400mA	2400mA
Output Voltage Range	10V		54V
Maximum Output Power			96W
LED2 Output	Min.	Typ.	Max.
Output Current Programmable	700mA	2400mA	2400mA
Output Voltage Range	10V		54V
Maximum Output Power			96W
Auxiliary Output			
Aux Power Output Voltage	+11V	+12V	+13V
Aux Power Output Current			100mA
Maximum Output Power			1.2W

2.2.2. Ripple & Noise

LED1&LED2 Output:

No flicker design

Current Ripple: < $\pm 5\%$ of I_o rating for frequencies of 200Hz or below with full load at 25°C , measured at 20MHz bandwidth.

2.2.3. Output Current Precision

LED1&LED2 Output:

Output current : $\pm 5\%$ @ 25°C, full load

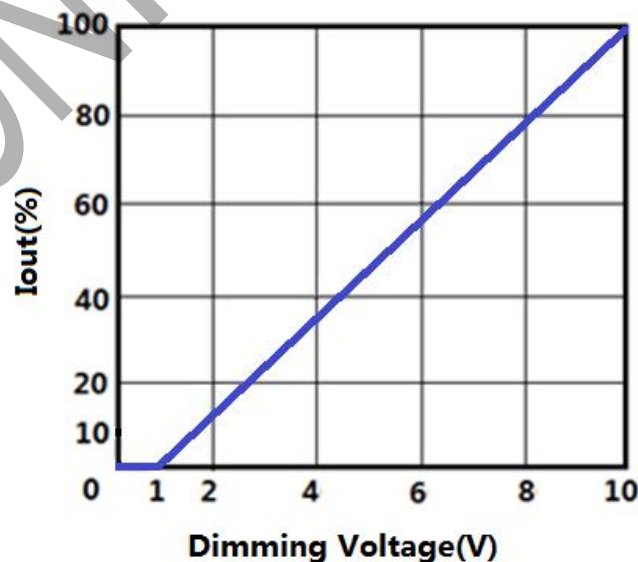
Load & Line Regulation : $\pm 5\%$ @ 25°C, full load

2.2.4. Turn-on Delay Time

0.5s max. @ 25°C, Full Load

2.3. Dimming Function**0-10V Dimming**

It can support down to 0% Dimming (DIM-OFF function)when dimming voltage reduces less than 1V.




Dimmer List

Dimmer Brand	Dimmer Mode	Dimmer Name
LUTRON	0-10V	DVTV 0-10V
LUTRON	0-10V	DVSTV 0-10V

2.4. Operating Window

Make sure that the LED driver is operated within the given window under all the operation conditions. Special attention needs to be paid at dimming as the forward voltage of the connected LED modules varies with the dimming level.



2.5. Protection Circuits

2.5.1. Short Circuit Protection

When LED1 or LED2 output is being shorted, LED1 channel or LED2 channel will enter hiccup mode, and shall self-recover when the fault condition is removed. Since LED1 and LED2 are two independent outputs, they will not influence each other.

2.5.2. Over Temperature Protection

When ambient temp is more than about 70°C, two channel outputs will reduce to about 50mA output current on each channel and recover after the power supply restarts.

3. MECHANICAL

3.1. Dimension and Outline Drawing

The outside dimension is 300 x 43 x 30mm (LxWxH).

Input :

L : Black ; N : White ; UL1015, 18AWG, 300±10mm, 10mm tin plating at the wire end.

Output :


LED1+ : Red ; LED2+ : Red ; LED- : Blue ;

UL1015, 18AWG, 300±10mm, 10mm tin plating at the wire end.

Aux+12V & Dim:

Aux+12V: Black&White; Dim+: Purple ; Dim-: Pink ;

UL1569, 22AWG, 270±10mm, 10mm tin plating at the wire end.



4. ENVIRONMENTAL

The power supply shall operate normally, and sustain no damage as a result of the environmental conditions listed in this section.

4.1. Operating Temperature and Relative Humidity

-30°C to +55°C

10% RH to 85% RH

4.2. Storage Temperature and Relative Humidity

-40°C to +85°C

5% RH to 95% RH

4.3. Waterproof Grade

IP20

4.4. MTBF/Life Time

The MTBF shall be at least 500,000 hours at 25°C, Full load and nominal input condition:

The life time shall be at least 45,000 hours below 85 °C TC temperature, Full load and nominal input condition;

5 years warranty can be offered in the condition that TC temperature is no more than 85°C.

4.5. Burn-in

The power supply samples shall go a minimum of 4 hours burn-in test at 40 °C ±5 °C under full load condition.

5. REGULATORY

6.1 Agency Requirements

A) Meet UL8750 CLASS 2

B) Dielectric Strength(Hi-pot)

Primary to Secondary: 2500Vac / 10mAMax / 60seconds (3second for production)

C) Leakage Current

0.5mA max.

D) Insulation Resistance

50Mohm min. @primary to secondary add 500Vdc test voltage

6.2 Electromagnetic Compatibility

6.2.1 EMI/EMC Requirements

A) EMI:

Comply with FCC PART15 CLASS A






B) IMMUNITY:

EN61000-4-2: ESD 8kV air discharge, 4kV contact discharge, Criteria A

EN61000-4-4: Electrical Fast Transient/ Burst-EFT 2kV/5KHz

EN61000-4-5: Surge Immunity Test, differential and common mode, 4.0kV, combination wave.

6. LABEL DRAWING

INPUT	 LED DRIVER YTCP-192W-240DDSM-A		   	OUTPUT LED1+(RED) LED2+(RED) LED-(BLU)		
	L(BLK)	<table border="1"> <tr> <td>Input</td> <td>120-347V~50/60Hz, 2.5Amax</td> </tr> <tr> <td>Output</td> <td>700-2400mA, 10-54V, 2*96Wmax</td> </tr> </table>			Input	120-347V~50/60Hz, 2.5Amax
Input	120-347V~50/60Hz, 2.5Amax					
Output	700-2400mA, 10-54V, 2*96Wmax					
N(WHT)	<small> UL Class 2 and CUL LED Class 2 For Connections Use Wire Rated for at Least 90°C(194°F) CAUTION: More than one power supply present Suitable for dry or damp location only Ground enclosure in installation Dimmer+/- Class 2 </small>			Vaux+12V(BK/ WH) DIM+(PUR) DIM-/RTN(PINK)		

7. PACKAGE DRAWING

TBD



8. REVISION LOG

This section contains the release history of this document:

Date	Revision	Remarks		
		Section	From	To
2021-6-18	V1.0	First Released		

CONFIDENTIAL