

Youton Electronic Co., Ltd.

SPECIFICATION FOR APPROVAL

CUSTOMER : _____

MODEL NO. : YTCP-096W-240SDSM-HV

EDITOR : STEVEN YAN

VERSION : V1.1

CUSTOMER AUTHORIZED SIGNATURE		

Please return us one copy of the document with your approval signature.

Youton Electronic Co., Ltd.

Add: Room 607, Building 3, No. 655, Gaoji Road, Songjiang District, Shanghai,
China


Tel: 86-21-37698212

1. GENERAL

This specification describes the performance characteristics of a 96W, versatile power supply for LED Lighting.

The model features in:

- 277-480Vac voltage input
- 700-2400mA output programmable
- High efficiency: 88% typical @480Vac, full load.
- High power factor: 0.92 typical. @ 480Vac, full load.
- Universal 0-10V Dimmer compatible
- Dimming range 0% to 100%
- No flicker design
- With Lighting Protection & all-round protections (SCP, OVP, OTP Protection)
- UL8750 Class 2



- SMPS Adaptor (Wall-Mount)
- SMPS Adaptor (Desktop)
- Open Frame
- SMPS Unit (With Case)
- Others

2. ELECTRICAL PERFORMANCE

2.1. Input Characteristics

2.1.1. Input Voltage and Frequency

The range of input voltage is from 277Vac to 480Vac single phase

Input	Min.	Typ.	Max.
Input Voltage	277Vac	347/480Vac	480Vac
Input Frequency	47Hz	50/60Hz	63Hz

2.1.2. Input Current

0.5A max. @ 25°C 277Vac input & Full load

2.1.3. Power Factor

Items	Min.	Typ.	Test Condition
Power Factor	0.97	0.98	277Vac, 25°C, full load
	0.90	0.92	480Vac, 25°C, full load

2.1.4. THD

THD: < 15% @ 25°C 277Vac & 480Vac, full load

2.1.5. Efficiency

Items	Min.	Typ.	Test Condition
Low Line Efficiency	87%	89%	277Vac, 25°C, full load
High Line Efficiency	87%	89%	480Vac, 25°C, full load

2.2. Output Characteristics

2.2.1. Static Output Characteristics

Main Output	Min.	Typ.	Max.
Output Current Programmable	700mA	2400mA	2400mA
Output Voltage Range	10V		54V
Maximum Output Power			96W
Aux. Output (optional)			
Aux Power Output Voltage	+11V	+12V	+13V
Aux Power Output Current			100mA
Maximum Output Power			1.2W

2.2.2. Ripple & Noise

Output:

No flicker design

Current Ripple: < ±5% of Io rating for frequencies of 200Hz or below , at 277Vac&480Vac with full load at 25°C , measured at 20MHz bandwidth.

2.2.3. Output Current Precision

Output:

Output current : $\pm 5\%$ @ 277Vac & 480Vac 25°C, full load

Load & Line Regulation : $\pm 5\%$ @ 277Vac & 480Vac 25°C, full load

2.2.4. Turn-on Delay Time

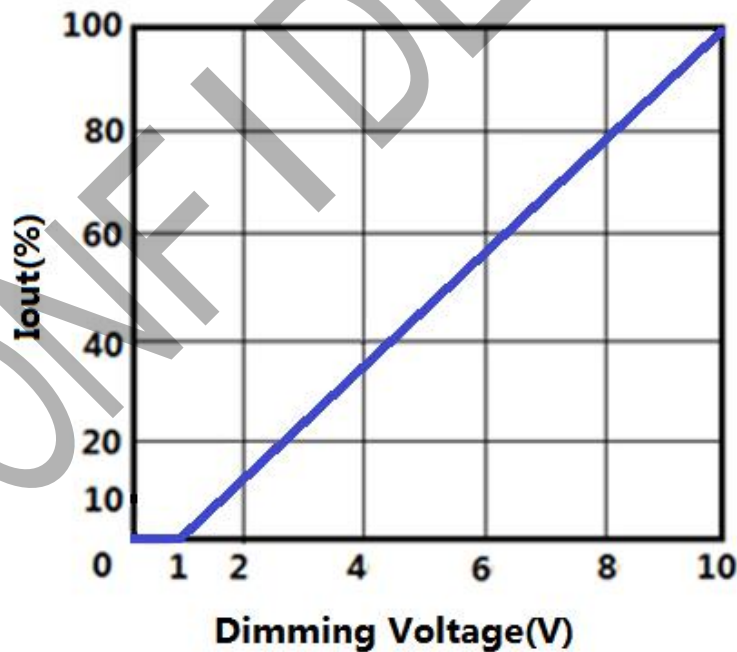
0.5s max. @ 277Vac, 25°C, Full Load

0.5s max. @ 480Vac, 25°C, Full Load

2.3. Dimming Function

0-10V Dimming

It can support down to 0% Dimming (DIM-OFF function) when dimming voltage reduces less than 1V.

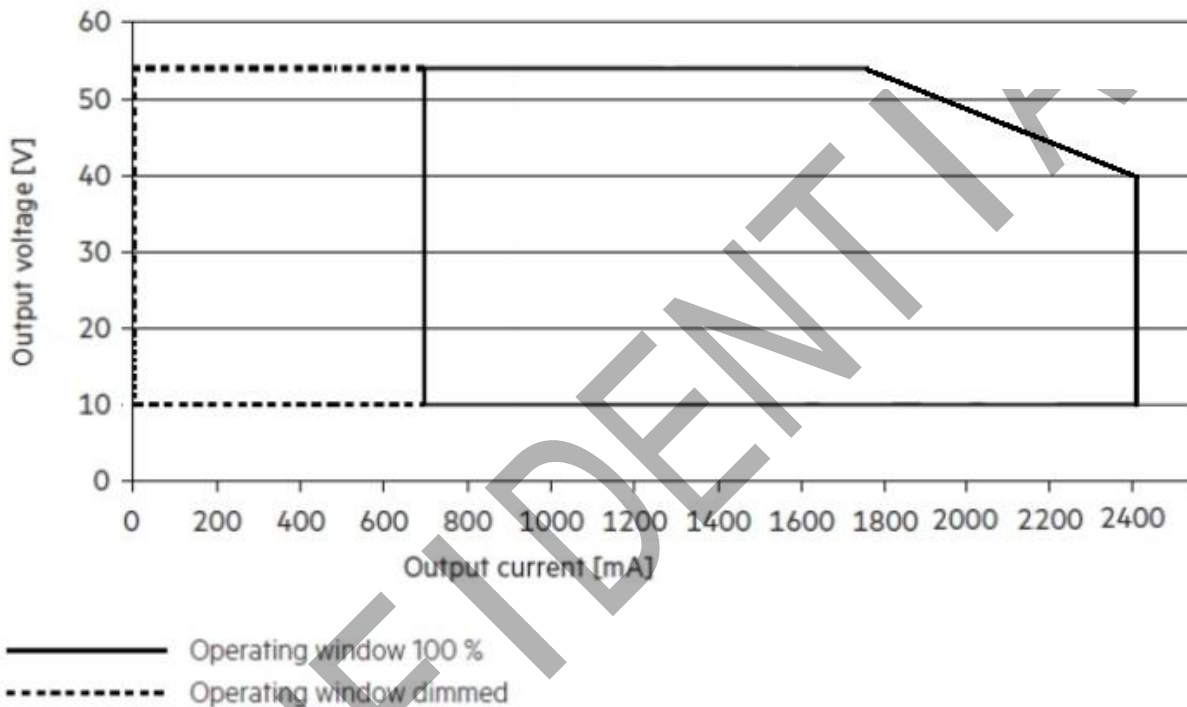


Dimmer List

Dimmer Brand	Dimmer Mode	Dimmer Name
LUTRON	0-10V	DVTV 0-10V
LUTRON	0-10V	DVSTV 0-10V

2.4. Operating Window

Make sure that the LED driver is operated within the given window under all the operation conditions. Special attention needs to be paid at dimming as the forward voltage of the connected LED modules varies with the dimming level.



2.5. Protection Circuits

2.5.1. Short Circuit Protection

When its output is being shorted, the power supply will enter hiccup mode, and shall self-recover when the fault condition is removed.

2.5.2. Over Temperature Protection

When ambient temp is more than about 70°C, the power supply will reduce to about 50mA output current and recover after the power supply restarts.

3. MECHANICAL

3.1. Dimension and Outline Drawing

The outside dimension is 241.3 x 44 x 30mm (LxWxH).

Input :

L : Black ; N : White ; UL1015, 18AWG, 300±10mm, 10mm tin plating at the wire end.

Output :

LED+ : Red ; LED- : Blue ; UL1015, 18AWG, 300±10mm, 10mm tin plating at the wire end.

Aux+12V & Dim:

Aux+12V: Black&White; UL1569, 22AWG, 270±10mm, 10mm tin plating at the wire end.

Dim+: Purple ; Dim-: Pink ; UL1569, 22AWG, 270±10mm, 10mm tin plating at the wire end.



4. ENVIRONMENTAL

The power supply shall operate normally, and sustain no damage as a result of the environmental conditions listed in this section.

4.1. Operating Temperature and Relative Humidity

-30°C to +55°C

10% RH to 85% RH

4.2. Storage Temperature and Relative Humidity

-40°C to +85°C

5% RH to 95% RH

4.3. Waterproof Grade

IP20

4.4. MTBF/Life Time

The MTBF shall be at least 500,000 hours at 25°C, Full load and nominal input condition:

The life time shall be at least 45,000 hours below 90 °C TC temperature, Full load and nominal input condition;

5 years warranty can be offered in the condition that TC temperature is no more than 90°C.

4.5. Burn-in

The power supply samples shall go a minimum of 4 hours burn-in test at 40 °C ±5 °C under full load condition.

5. REGULATORY

6.1 Agency Requirements

A) Meet UL8750 CLASS 2

B) Dielectric Strength(Hi-pot)

Primary to Secondary: 2500Vac / 10mAMax / 60seconds (3second for production)

C) Insulation Resistance

50Mohm min. @primary to secondary add 500Vdc test voltage

6.2 Electromagnetic Compatibility

6.2.1 EMI/EMC Requirements

A) EMI:

Comply with FCC PART15 CLASS A

B) IMMUNITY:






EN61000-4-2: ESD 8kV air discharge, 4kV contact discharge, Criteria A

EN61000-4-4: Electrical Fast Transient/ Burst-EFT 2kV/5KHz

EN61000-4-5: Surge Immunity Test

Combination Wave: 1KV DM /2KV CM; Ringing Wave: 2.5KV DM/2.5KV CM

6. LABEL DRAWING

INPUT		LED DRIVER YTCP-096W-240SDSM-HV	   	OUTPUT				
L (BLK)		<table border="1" style="font-size: small;"> <tr> <td>Input</td> <td>277-480V~50/60Hz, 0.5Amax</td> <td rowspan="2" style="vertical-align: middle;">Tc: 90°C</td> </tr> <tr> <td>Output</td> <td>700-2400mA, 10-54V, 96Wmax</td> </tr> </table>	Input	277-480V~50/60Hz, 0.5Amax	Tc: 90°C	Output	700-2400mA, 10-54V, 96Wmax	V+(RED) V-(BLU)
Input	277-480V~50/60Hz, 0.5Amax	Tc: 90°C						
Output	700-2400mA, 10-54V, 96Wmax							
N(WHT)		YOUTON ELECTRONIC TECHNOLOGY CO.,LTD. MADE IN CHINA Class P	UL Class 2 and CUL LED Class 2 For Connections Use Wire Rated for at Least 90°C(194°F) CAUTION: More than one power supply present Suitable for dry or damp location only Ground enclosure in installation Dimmer+/- Class 2	Vaux+12V(BK/WH) DIM+(PUR) DIM-/RTN(PINK)				

7. PACKAGE DRAWING

TBD

8. REVISION LOG

This section contains the release history of this document:

Date	Revision	Remarks	
		Section	Change Notice
2020-10-18	V1.0	First Released	
2022-03-18	V1.1	Chapter 3.1	Mechanical Dimension has changed